

BENCHMARK & INSIGHTS REPORT

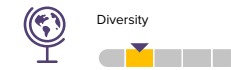
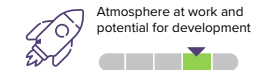
THE BEST EMPLOYERS FOR WOMEN

Forbes
2024

POWERED BY STATISTA

YOUR RANKING SCORECARD

Detailed benchmarking of your ranking positioning overall and within your industry



Lowest Quintile Second Quintile Middle Quintile Fourth Quintile Highest Quintile Your Company ▼

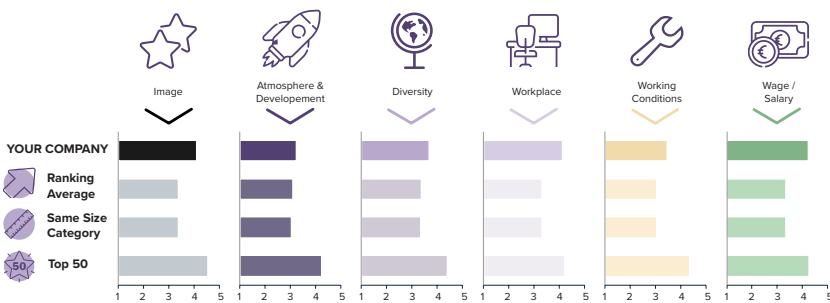
HOW TO BECOME AN EVEN BETTER EMPLOYER FOR WOMEN

Get insights on what is important to hire and retain women— based on a survey with over 230,000 participants

BENCHMARKING ANALYSIS

Detailed benchmarking insights comparing your scores to the average of all ranked companies, the top 50 companies, companies of similar size, tech companies, your industry average and selected competitors from your industry.

Benchmarking across different dimensions (Scale 1 – 5)



ABOUT YOUR REPORT

- More than 10 pages customized for your company
- More than 30 pages in total
- General market insights
- Company specific benchmark analysis
- Based on a unique dataset
- Analysis of 6 main driver dimensions, 6 women specific driver dimensions, willingness to recommend employer, industry perception and women in top leadership positions
- Actionable recommendations for HR, employer branding and decision makers



Comprehensive Benchmarking

Gain a competitive edge by understanding how your company measures up against industry leaders across various performance metrics.



Market Insights

Deep dive into the main findings and market trends to become a better employer for women.



Actionable Insights

Access general actionable recommendations and best practices tailored to your company's unique challenges and opportunities, driving impactful changes



Employee Retention & Attraction

Improve your employer brand by addressing key areas highlighted in the report, making your company more attractive to top talent.