

World's Best Employers 2022

Methodology

Methodology – World's Best Employers 2022


Summary

- The World's Best Employers have been chosen based on globally administered independent surveys covering a vast sample of more than **150,000 workers** from 57 countries.
- The employees have not been consulted via their employers but **anonymously** through several online panels. By doing so, the employee could openly state his/her opinion, avoiding any influence from their employer.
- Each employee has been asked which firm or institution he or she works for, in an open-ended question with an autofill-option. Where appropriate, subsidiaries of larger entities have been combined for evaluation.
- The evaluation was based on respondents' willingness to **recommend employer brands** and their satisfaction with different **work-related statements**. These questions were separated into two parts:
 - 1. Direct recommendations:** Employees were asked to rate their willingness to recommend their own employers to friends and family. The responses were analysed on a scale from 0 to 10, where 0 means "I wouldn't recommend my employer under any circumstances" and 10 means "I would definitely recommend my employer".
 - 2. Indirect recommendations:** Participants were also prompted to evaluate other employers in their respective industries that stood out either positively or negatively.
- The rate of agreement/disagreement regarding the statements was measured on a 5-point Likert scale.
- In total the survey took an average of 6-10 minutes to complete, and the field period ran from CW 24 to CW 31.

150,000 workers were queried about their opinion on the attractiveness of employer brands

Survey

The survey has been conducted using an **online access panel**, providing a sample of **~150,000 employees** working part- or full-time for multinational companies and institutions.




Online access panel

An online access panel is a sample group set up by a survey company and available for custom-built surveys. People register and agree to take part in online surveys.



~150,000 participants:

- ✓ Full-time
- ✓ Part-time
- ✗ Unemployed
- ✗ Self-employed



Survey

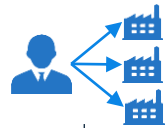
The analysis of the “World’s Best Employers” Ranking is based on surveys in 57 countries

Employees could rate their own (internal perception) and other employers in their industry (public perception)



RECOMMENDATIONS FOR OWN EMPLOYER

To evaluate the companies as an employer, employees were asked to rate their own employer. The willingness to recommend one’s own employer was one dimension of our assessment; this metric is based on the theory of the Net Promoter Score*. This question required an answer on a scale from 0 to 10, where 0 means "I wouldn't recommend my employer under any circumstances" and 10 means "I would definitely recommend my employer".



RECOMMENDATIONS FOR OTHER EMPLOYERS IN THE INDUSTRY

A secondary dimension to the assessment involved asking employees to make recommendations about employers in their sectors / industries besides their own that stood out either positively or negatively. Furthermore, participants of the surveys were asked to rate the companies on the aspects such as image, economic footprint, talent development, gender equality and social responsibility.



EVALUATION & ADJUSTMENT FOR REGIONAL DIFFERENCES

In order to control for regional differences in answering behavior (e.g. connected to social desirability) an adjustment of answer scales was achieved through regression analysis and harmonization indexation. In the final step, the company scores were transferred to a 100-point-scale.

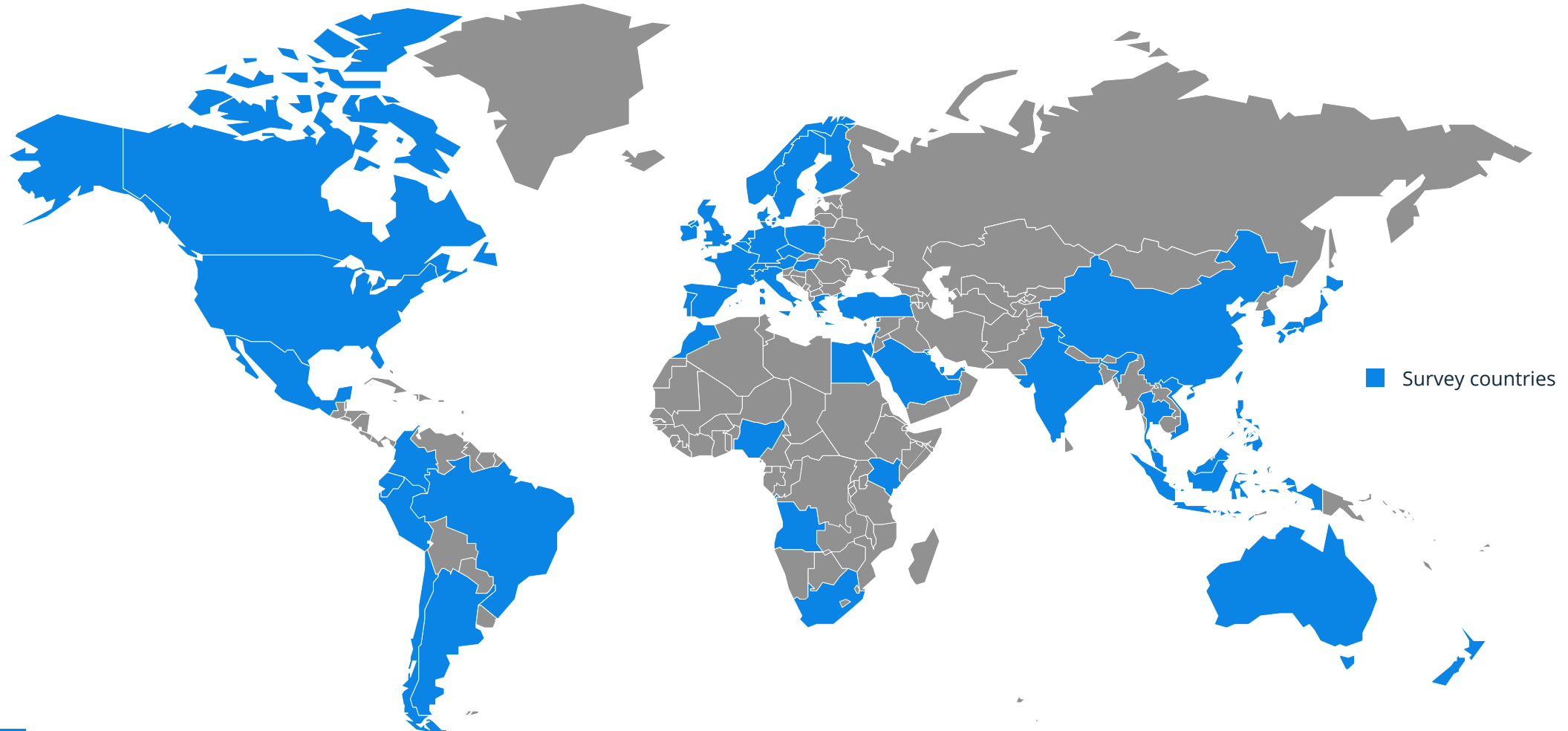


FINAL TOP 800 LIST

The 800 companies receiving the highest total scores are awarded as the World’s Best Employers by Forbes.

Overview of Countries where polls have been conducted (1/2)

People from 56 countries (**blue**) took part in the survey in 2022



Overview of Countries where polls have been conducted (2/2)

57 countries in alphabetical order



Angola	Ecuador	Israel	Nigeria	Sweden
Argentina	Egypt	Italy	Norway	Switzerland
Australia	Egypt	Japan	Peru	Taiwan
Austria	Finland	Kenya	Philippines	Thailand
Belgium	France	Kuwait	Poland	Turkey
Brazil	Germany	Lebanon	Portugal	United Arab Emirates
Canada	Greece	Luxembourg	Qatar	United Kingdom
Chile	Hong Kong	Malaysia	Saudi Arabia	United States
China	Hungary	Mexico	Singapore	Vietnam
Colombia	India	Morocco	South Africa	
Czech Republic	Indonesia	Netherlands	South Korea	
Denmark	Ireland	New Zealand	Spain	