

METHODOLOGY

World's Best Hospitals 2025

Scope, Data Collection, Evaluation, and Results

statista 

Newsweek



Methodology – World's Best Hospitals 2025

Summary of the project

- The **World's Best Hospitals 2025** ranking lists the top hospitals in 30 countries: **United States, Germany, Japan, France, Italy, United Kingdom, South Korea, Brazil, India, Spain, Canada, Australia, Mexico, Colombia, Netherlands, Saudi Arabia, Switzerland, Taiwan, United Arab Emirates, Austria, Belgium, Chile, Malaysia, Thailand, Sweden, Denmark, Finland, Norway, Israel, Singapore**. The countries were selected based on multiple comparability factors, such as standard of living/life expectancy, population size, number of hospitals, and data availability.
- The lists are based on **four data sources**:
 - **Recommendations from medical experts** (doctors, hospitals managers, & healthcare professionals)
 - **Results from patient surveys**
 - **Hospital quality metrics**
 - **Statista PROMs Implementation Survey**
- The number of hospitals awarded in each country varies based on the number of hospitals and data availability in the respective country. The United States has the most hospitals awarded, with 420, while Israel and Singapore are represented with 10 hospitals each. In total, 2,445 hospitals are ranked for this seventh edition of the ranking.
- Every hospital in each country is rated with a score. **Scores are comparable only between hospitals in the same country**, because different sources for patient experience and hospital quality metrics were examined in each country. Since it was not possible to harmonize this data, cross-country comparisons of the scores are not possible (example: A score of 90 in country *A* doesn't necessarily mean that this hospital is better than a hospital with a score of 87 in country *B*).
- Specialized hospitals, such as heart or cancer hospitals, differ in their offerings from general hospitals and are therefore displayed separately. These lists are sorted alphabetically because hospitals with different specialties are not comparable.
- In addition to the country-specific lists, the project includes a global list of the **Top 250 hospitals worldwide**.


New features and changes in the 2025 edition

- The following list provides a brief overview of all **major changes in this year's edition** compared to the World's Best Hospitals 2024 ranking:
 - **Increased quality metrics & PROMs implementation weighting:** This year, the weighting of the hospital quality metrics pillar was increased within the scoring model to reflect the emphasis on hospital quality indicators. In addition, the weighting of the PROMs implementation pillar was increased.
 - **Inclusion of additional accreditations:**
 - The Colombian Institute of Technical Standards and Certification (ICONTEC) (for Colombia)
 - The American Nurses Credentialing Center (ANCC) Magnet Organization certification (for Australia, Brazil, Canada, Japan, Mexico, Saudi Arabia, the United Arab Emirates, and the United States)
 - Planetree certification (for Australia, Brazil, Colombia, Italy, Malaysia, the Netherlands, Saudi Arabia, the United Arab Emirates, and the United States)
 - **Updated Statista PROMs Implementation Survey:** The survey, eligibility thresholds, and display of participating hospitals have been updated.
 - **New hospital quality metrics data sources:** Several new hospital data sources were added; for example, data is included from the Vlaams Instituut voor Kwaliteit van Zorg (VIKZ) for Belgium.
 - **New patient satisfaction data sources:** New patient satisfaction data sources were added from the Landsdækkende Undersøgelse af Patientoplevelser (LUP) for Denmark and the Vlaams Instituut voor Kwaliteit van Zorg (VIKZ) for Belgium.
 - **Bibliometric score added to Global Top 250 list:** A bibliometric score⁽¹⁾ was added as a new pillar to the scoring model

30 countries are included in the seventh edition of the ranking

Overview of countries and number of awarded hospitals (I/III)

Americas



United States:
Top 420 Hospitals



Brazil:
Top 115 Hospitals



Canada:
Top 80 Hospitals



Mexico:
Top 60 Hospitals



Colombia:
Top 60 Hospitals




Chile:
Top 50 Hospitals


Europe




Germany:
Top 220 Hospitals



France:
Top 150 Hospitals



Italy:
Top 140 Hospitals



United Kingdom:
Top 140 Hospitals




Spain:
Top 100 Hospitals

30 countries are included in the seventh edition of the ranking

Overview of countries and number of awarded hospitals (II/III)

Europe (cont'd.)



Switzerland:
Top 35 Hospitals



The Netherlands:
Top 35 Hospitals




Austria:
Top 30 Hospitals



Belgium:
Top 30 Hospitals



Sweden:
Top 20 Hospitals



Denmark:
Top 15 Hospitals



Finland:
Top 15 Hospitals




Norway:
Top 15 Hospitals

30 countries are included in the seventh edition of the ranking

Overview of countries and number of awarded hospitals (III/III)

Asia



Japan:
Top 200 Hospitals




South Korea:
Top 135 Hospitals



India:
Top 100 Hospitals




Saudi Arabia:
Top 40 Hospitals



Taiwan:
Top 35 Hospitals



United Arab Emirates:
Top 35 Hospitals



Malaysia:
Top 50 Hospitals



Thailand:
Top 30 Hospitals



Israel:
Top 10 Hospitals



Singapore:
Top 10 Hospitals

Oceania



Australia:
Top 70 Hospitals

Hospital evaluation is based on four pillars, ranging from peer evaluations and patient experience to quality metrics and PROMS implementation

Data sources



Over 85,000 medical experts were invited to the survey

1 Hospital recommendations from peers

From September to November 2024, Statista invited tens of thousands of medical professionals (doctors, hospital managers, and other healthcare professionals, such as nurses) in the 30 selected countries to an online survey. The survey was also promoted on newsweek.com.



International online survey among medical professionals in 30 countries



Participants were asked to recommend hospitals in **their own country**⁽¹⁾ as well as **in other countries**⁽²⁾. Recommendations for own employer/hospital were not allowed.



Analysis of national and international recommendations⁽³⁾ for every hospital in each country.

Publicly available data on hospitals was collected

Patient experience data and hospital quality metrics

2 Patient experience

- Publicly available data from existing patient surveys was used to analyze patient experience⁽¹⁾
- Patient surveys are typically conducted by insurance companies among patients after hospitalization
- Examples of survey topics:
 - General satisfaction with hospital
 - Recommendation of hospital
 - Satisfaction with medical care
 - Satisfaction with service and organization

SCORE FOR PATIENT EXPERIENCE

3 Hospital quality metrics

- Hospital quality metrics from a variety of public sources were collected for most countries^(2, 3)
- The metrics differ between the countries. Examples of included data:
 - Data on quality of care for specific treatments
 - Data on hygiene measures and patient safety
 - Data on number of patients per doctors/per nurse

SCORE FOR HOSPITAL QUALITY METRICS

The Statista PROMs implementation survey collects data directly from hospitals

PROMs Implementation Survey

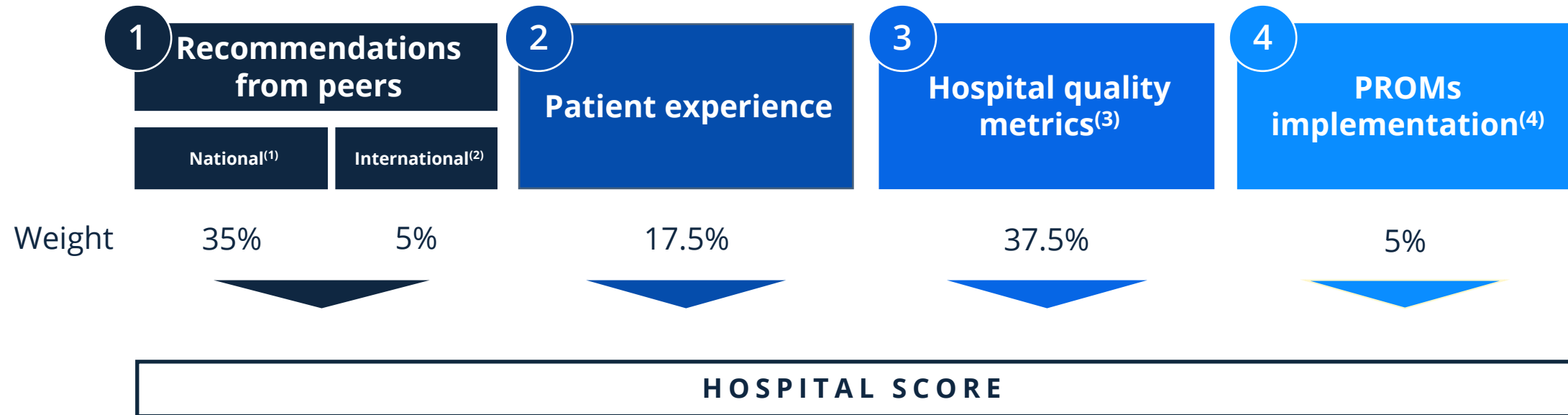
4 Statista PROMs Implementation Survey

- ➔ **Patient-Reported Outcome Measures (PROMs)** are defined as standardized, validated questionnaires completed by patients to measure their perception of their functional well-being and quality of life.
- ➔ **Survey cycle:** In fall/winter of each year, Newsweek and Statista conduct the **PROMs Implementation Survey**⁽¹⁾ to determine the status quo of PROMs implementation, auditing and reporting of the data, and whether the PROMs data is used to optimize care process and support therapeutic decisions in real-time.
- ➔ Statista has partnered with the **International Consortium for Health Outcomes Measurement** (ICHOM, www.ichom.org) as a knowledge partner. ICHOM is the world's leading non-profit organization dedicated to the development of standardized measurement of patient-important outcomes (including PROMs). ICHOM promotes the development of the PROMs Implementation Survey, as well as the use of the data from PROMs (and other patient-important outcomes), towards the advancement of value-based healthcare.
- ➔ A **grading system** for the different questions was built to determine a **PROMs implementation score** for each participating hospital. Only hospitals that achieved a **minimum of 50%** (of the maximum 100% score) were eligible to be graded and received a maximum of up to 5% towards the total score.
- ➔ Future survey cycles will be announced on r.statista.com, newsweek.com, and via e-mail to registered participants. Registrations can be submitted to: hospitals@statista.com or [here](#).

SCORE FOR PROMS IMPLEMENTATION

A score was calculated for each hospital

Scoring model



The total hospital score is based on the four pillars and their respective weights listed above.


A global board of renowned experts supports the continuous development of the methodology



Prof. Dr. David Bates
Professor of Medicine, Harvard Medical School, USA



Dr. Gary Kaplan
CEO Emeritus, Virginia Mason Franciscan Health, CommonSpirit Board of Trustees, USA




Prof. Dr. med. Christoph Meier
Director, Department of Internal Medicine, University Hospital Zürich, Switzerland



Dr. med. Jens Deerberg-Wittram
Senior Fellow, Center for Patient-Centered Outcomes Research CPCOR, Germany



Prof. Dr. Gregory Katz
Chair of Innovation Management & Value in Health, University of Paris Medical School, France

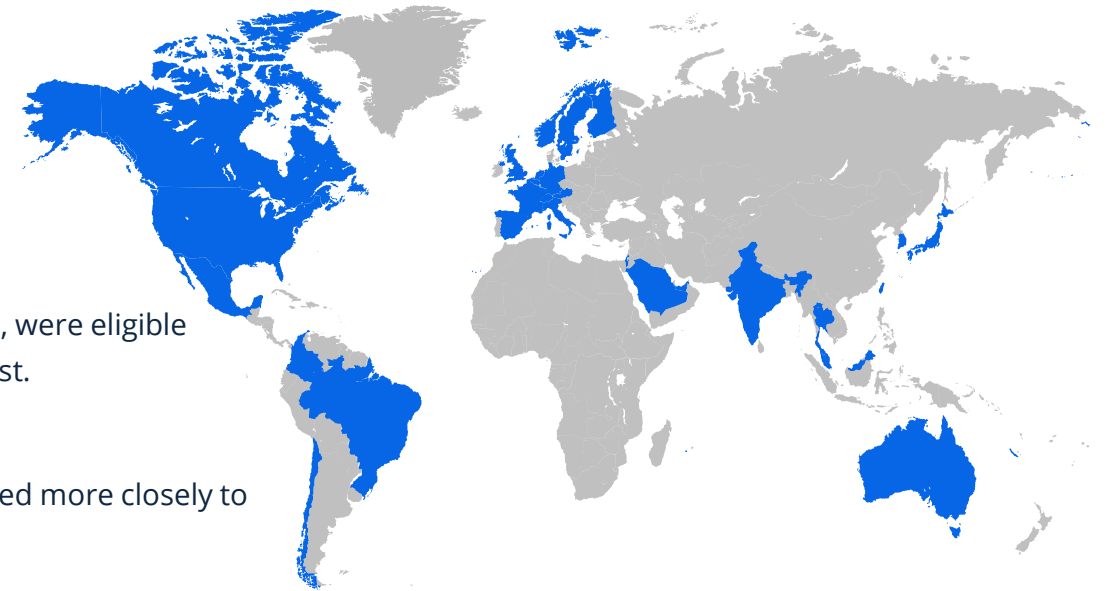


Prof. Dr. Eyal Zimlichman, MD
Chief Transformation and Innovation Officer, Sheba Medical Center, Israel

The global list of the top 250 hospitals provides an aggregated overview of the leading hospitals in the world

Methodology of the Global Top 250 List

- In addition to the country-specific lists, the project provides a list of the Top 250 best hospitals worldwide.
- The global top hospitals were determined mainly based on **the number of international recommendations** received in the survey and their national rank.
- Additionally, the following **metrics** were taken into account:
 - Quality metrics excellence & Patient satisfaction excellence
 - ✓ Hospitals whose performance in quality metrics and/or patient satisfaction was in the top 20% of the respective country were eligible.
 - PROMs implementation excellence
 - ✓ As with the country rankings, hospitals which meet the grading threshold, were eligible for the PROMs implementation excellence pillar within the international list.
 - Bibliometric scores⁽¹⁾ **[new]**
 - ✓ This pillar was incorporated as a proxy for reputation based on metrics tied more closely to research output rather than expert opinion.
- The global list does **not** include specialized hospitals.



Result tables of the best hospitals in each country



World's Best Hospitals – United States

Rank	Hospital	Score	City
1	Mayo Clinic - Rochester	97.54	Rochester
2	Cleveland Clinic	90.36	Cleveland
3	The Johns Hopkins Hospital	89.93	Baltimore
4	Massachusetts General Hospital	89.90	Boston
5	Ronald Reagan UCLA Medical Center	89.59	Los Angeles

[...]



World's Best Hospitals - Germany

Rank	Hospital	Score	City
1	Charité - Universitätsmedizin Berlin	92.59	Berlin
2	Universitätsklinikum Heidelberg	90.01	Heidelberg
3	LMU Klinikum	88.08	Munich
4	Universitätsklinikum Hamburg-Eppendorf	87.27	Hamburg
5	Medizinische Hochschule Hannover	86.04	Hannover

[...]

HOSPITALS WITH THE HIGHEST SCORE IN EACH COUNTRY WERE AWARDED

US only: Two special awards for US hospitals

Infection Prevention Award and Patient Experience Award



Infection Prevention

- Hospitals in the US are required to report infection data to the Centers for Disease Control and Prevention (CDC).
- The Infection Prevention Award identifies which of the US hospitals featured in the national ranking **performed “above national average”** based on six reported measures⁽¹⁾.
- For the award, hospitals had to meet the following criteria:
 - **At least 4 of the 6 measures** need to be available for the time period of 2022
 - **None** of the measures can be valued **“below the national average”**
 - At least **one available** measure must be valued **“above the national average”**

307 HOSPITALS WERE AWARDED



Patient Experience

- The patient experience award recognizes hospitals with an **outstanding performance** based on the ratings across the 10 composite measures of the HCAHPS survey.⁽²⁾
- For the award, hospitals had to meet the following criteria:
 - Only hospitals that **reported all 10 HCAHPS** measures and are within the **top 40%** per measure were eligible, ensuring a solid baseline of care quality
 - At least **3 of the 10 measures** must be rated in the **top 15%**, highlighting areas of outstanding achievement
 - Additionally, **4 or more measures must be ranked in the top 10%**, reaching the 90th percentile or higher, underscoring the hospital's commitment to excellence in critical performance areas

110 HOSPITALS WERE AWARDED


Statista R, Newsweek, and ICHOM comprise the strong partner network behind the World's Best Hospitals

Partner Network



About Statista R

Statista R is a world leader in the creation of company, brand, and product rankings and top lists, based on comprehensive market research and data analysis: Statista R recognizes the best. With a team of over 100 expert analysts and in cooperation with more than 40 high profile media brands across all continents, Statista R creates transparency for consumers and business decision makers and helps companies build trust and recognition across a plethora of industries and product categories. Visit r.statista.com.

Statista R is a division of **statista** . The leading data and business intelligence portal provides an extensive collection of statistics, reports, and insights on over 80,000 topics from 22,500 sources in 170 industries. Find out more at statista.com.

The Newsweek logo, consisting of the word "Newsweek" in white, bold, sans-serif font, centered within a solid red rectangular background.

About Newsweek

Newsweek is a premier news magazine and website that has been bringing high-quality journalism to readers around the globe for over 80 years.

Newsweek provides the latest news, in-depth analysis and ideas about international issues, technology, business, culture and politics. In addition to its online and mobile presence, Newsweek publishes weekly English print editions in the United States, Europe/Middle East/Africa and Asia as well as editions in Japanese, Korean, Polish, Serbian and Spanish.

newsweek.com

The ICHOM logo, featuring the letters "ICHOM" in a bold, green, sans-serif font.

About ICHOM

The International Consortium for Health Outcomes Measurement (ICHOM, www.ichom.org) is the leading non-profit dedicated to transforming healthcare by focusing on what truly matters to patients. They accomplish this by empowering patient and clinical leaders to standardize important clinical, quality of life, function and experience results for health care, and enabling transparent large-scale use to achieve patient-centric health system transformation. ICHOM's standardized 'sets' of patient-centred outcomes measures help all actors in healthcare design, deliver and evaluate care based on outcomes that matter to patients. To date, ICHOM has developed 45 outcome measure sets for conditions. The sets are available in IT-ready interoperable formats and have been implemented in 500+ care settings in 42+ countries.

The Statista logo, featuring the word "statista" in a dark blue sans-serif font followed by a dark blue square icon containing a white stylized "S" shape.

Legal disclaimer for the ranking World's Best Hospitals

Disclaimer

The rankings are comprised exclusively of hospitals that are eligible regarding the scope described in this document. A mention in the ranking is a positive recognition based on peer recommendations and publicly available data sources at the time. The ranking is the result of an elaborate process which, due to the interval of data-collection and analysis, is a reflection of the last calendar year. Furthermore, events preceding or following the period 01/01/2024-31/12/2024 and/or pertaining to individual persons affiliated/associated to the facilities were not included in the metrics. As such, the results of this ranking should not be used as the sole source of information for future deliberations.

The information provided in this ranking should be considered in conjunction with other available information about hospitals or, if possible, accompanied by a visit to a facility. The quality of hospitals that are not included in the rankings is not disputed.